

EMBARGOED UNTIL
20:00 hrs US EDT on Wednesday 28 October 2020
00:00 hrs UTC/ 05:30 hrs IST on Thursday 29 October 2020

GWTC-2: AN EXPANDED CATALOG OF GRAVITATIONAL-WAVE DETECTIONS

We present an updated catalog (GWTC-2 or the "Gravitational-Wave Transient Catalog 2") of gravitational-wave detections by [LIGO](#) and [Virgo](#) from the very first observation in 2015 to the end of O3a, the first half of the third observing period. O3a ran from April 1st to October 1st, 2019, and added 39 gravitational-wave events to the 11 confirmed events listed in [GWTC-1](#), bringing the total to 50 events in GWTC-2. The discoveries of O3a span a wide range of astrophysical parameters and represent sources consistent with the coalescences of binary black holes (BBH), binary neutron stars (BNS) and neutron star black hole (NSBH) binaries.

Remarkably, O3a produced about three times more confidently-detected gravitational-wave events than the two previous observing periods (O1 and O2) combined. Furthermore, the Virgo detector was able to join the two LIGO detectors for the full duration of O3a, with at least one detector observing for about 97% of the time, and at least two observing for about 82% of the time. Some especially interesting O3a events include the second ever gravitational-wave observation consistent with a binary neutron star merger, the first events with unequivocally unequal masses, and a very massive black hole binary with a total mass of about 150 times the mass of the Sun. In this summary we describe the improvements within LIGO and Virgo which made this possible as well as the significance of these events to the field of astrophysics. We end with Indian contributions towards the GWTC-2 and media contacts.

DETECTING GRAVITATIONAL WAVES

The 39 discoveries of O3a are the result of upgrades to the LIGO and Virgo observatories, enhanced data quality, and a variety of gravitational-wave searches. [Recent improvements](#) in instrumentation to reduce noise and increase sensitivity include more powerful lasers, new and improved mirrors, and better control of scattered light. These changes led to an increase in both the frequency and distance ranges for all three detectors, extending our view of the universe. On average between the three detectors, the [median](#) range in which we can observe a typical neutron star merger increased by about 63% from O2 to O3a, as shown in [Figure 1](#).

Another vital step to the discovery of gravitational-wave sources is refining the raw data from the detectors. This [data conditioning process](#) involves calibrating the data, subtracting noise, and removing glitches.

First, we calibrate the raw optical power variations from each detector into dimensionless [strain](#) in near real-time for initial detections. Later we recalibrate the data to reduce systematic error and subtract noise to further increase the range in which we can detect gravitational-wave sources, revealing fainter signals in the data.

In the analysis of gravitational-wave data, the most common data quality issue we encounter is glitches. Glitches are short-duration noise transients, some of which have sources such as a mechanical camera shutter or light scattering out of the laser beam. Other glitches however are more mysterious in origin, such as broadband short-duration glitches called blips. One way in which we identify and classify glitches in the LIGO and Virgo data is through the Gravity Spy platform with the help of thousands of citizen scientists (see how you can help us identify glitches with [Gravity Spy](#)). After we identify significant glitches in the data, we apply glitch subtraction to remove them from gravitational-wave candidates, as shown in [Figure 2](#). Eight of the 39 events we observed in O3a benefitted from glitch subtraction as a pre-processing step before parameter estimation analysis.

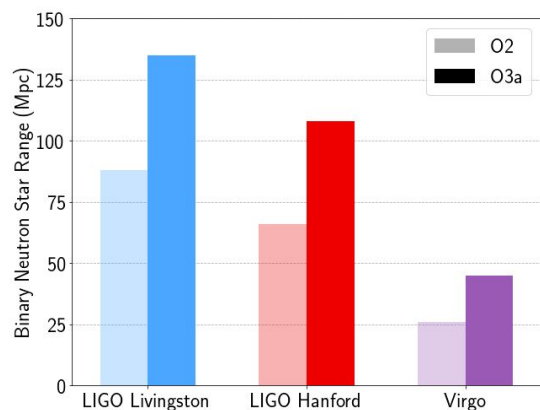


Figure 1: The [median](#) binary neutron star ranges for each detector during the second observing period (O2) compared to the first half of the third observing period (O3a).

Note: 1 megaparsec (Mpc) is about 3.26 million light-years. (Credit: LIGO-Virgo Collaboration / Eve Chase / Caitlin Rose / Northwestern / University of Wisconsin-Milwaukee.)

In the search for gravitational waves, candidate identification happens on two timescales. First, multiple search pipelines process the data immediately with the goal of generating [public detection alerts](#) in minutes. Later, we reanalyze the gravitational-wave data to produce the curated list of candidates in this catalog, using updated data calibration, data quality assessments, and improved methods to calculate statistical significance. In deciding which candidates make the cut, we impose a false alarm rate threshold of two per year, which is the rate at which we expect this type of candidate to occur by chance due to noise. Of the 39 events in O3a, 26 were previously reported in near real-time detection alerts, while 13 are reported in GWTC-2 for the first time.

In GWTC-2 we have introduced a revised naming convention for our reported gravitational-wave events. The old convention of just using the date of the observation continues for previously published events, including the most recent: GW190412, GW190425, GW190521 and GW190814. But the new GWTC-2 events get the UTC time of their detection added to their name; for example GW190701_203306 (see Figure 2) was detected at 20:33:06 UTC on July 1st 2019. This way, we can have unique names even for two events detected on the same day, as happened three times in O3a.

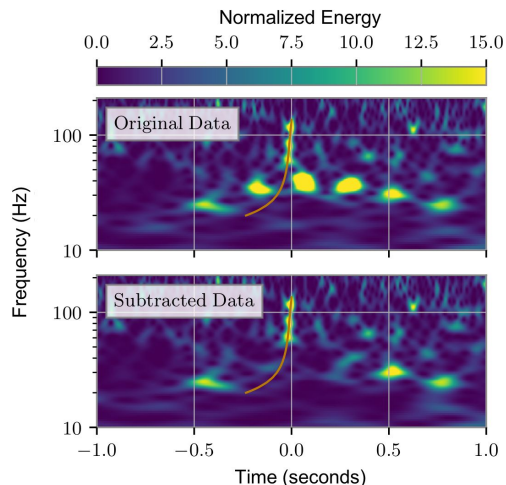


Figure 2: The time-frequency data of event GW190701_203306 before and after glitch subtraction. In this case, scattered light in the LIGO Livingston detector created a glitch in the form of excess noise at frequencies below ~40 Hz. (Adapted from Fig. 5 of our [paper](#).)

MEASURING ASTROPHYSICAL PARAMETERS

We investigate the astrophysical nature of each event through a process called parameter estimation, which reveals the values of numerous astrophysical properties unique to each gravitational-wave event. We measure *extrinsic parameters* which describe a binary's relationship with us here on Earth such as the distance to the source, location of the source in the sky, and orientation of the binary from our point of view. Additionally, we measure *intrinsic parameters* which refer to properties such as the masses and spins of each [compact object](#) in the binary. From the event parameters, we compute gravitational [waveforms](#) which represent the expected gravitational-wave strain over time. We then compare this prediction to data measured in LIGO and Virgo, accounting for any noise present in the detectors. Through these parameter estimation techniques, we produce 90% [credible intervals](#) which represent the range of values which are reasonably consistent with the data.

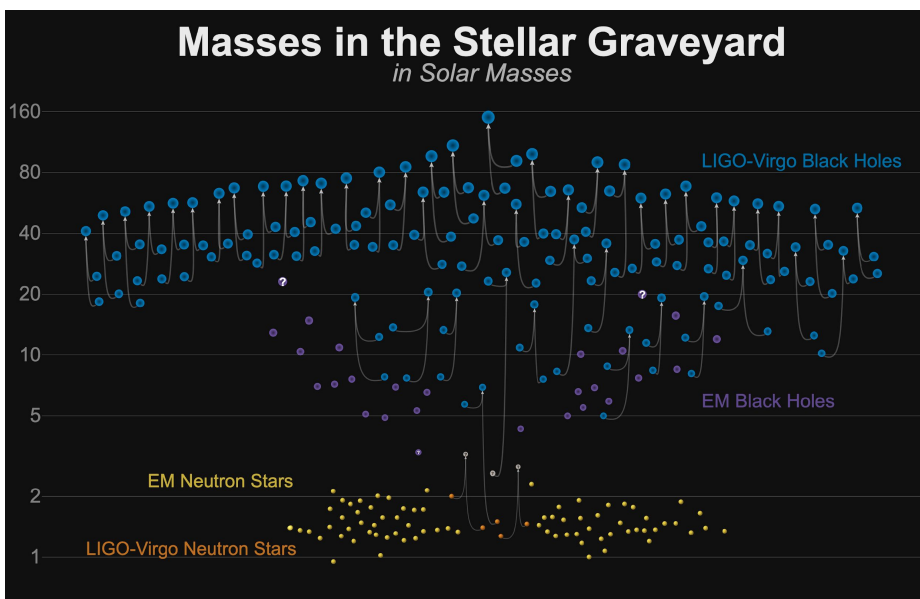


Figure 3: A collection of masses for a wide range of compact objects. The graphic shows black holes (blue), neutron stars (orange), and compact objects of uncertain nature (gray) detected through gravitational waves. Each compact binary merger corresponds to three compact objects: the two coalescing objects and the final merger remnant. (Credit: LIGO Virgo Collaboration / Frank Elavsky, Aaron Geller / Northwestern).

Our 39 events span a wide range of masses encoding a wealth of information on the history and formation of black holes and neutron stars throughout the universe. The gravitational-wave signal generated well before the merger mainly depends on a special combination of the individual masses of the components, called the [chirp mass](#). Other important mass parameters include the **total mass** of each binary (the sum of the compact object masses) and the [mass ratio](#), which represents the ratio of the lighter compact object to the heavier.

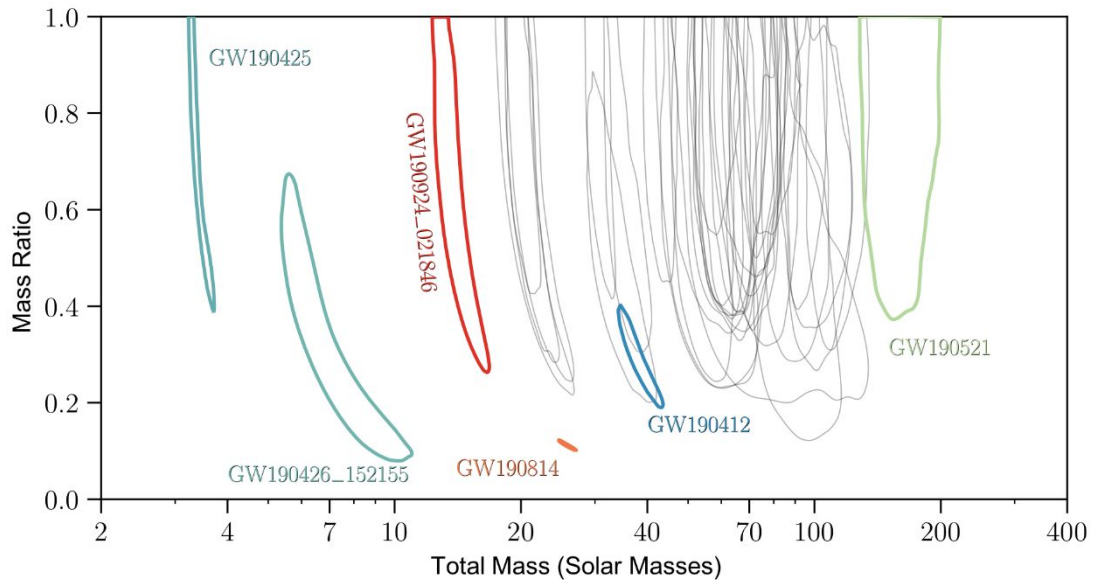


Figure 4: Mass ratio and total mass estimates for all O3a events. Contours represent 90% credible intervals. Six unique events are highlighted. (Adapted from Fig. 6 of our [paper](#).)

EXCEPTIONAL DISCOVERIES OF O3A

Figure 3 illustrates the diversity of masses in GWTC-2, ranging from neutron stars around 1.4 solar masses to a black hole around 150 solar masses. **Figures 4 and 5** highlight the following eight events, four of which are described in individual publications:

- [GW190412](#): the first BBH with definitively asymmetric component masses, which also shows evidence for [higher harmonics](#)
- [GW190425](#): the second gravitational-wave event consistent with a BNS, following [GW170817](#)
- GW190426_152155: a low-mass event consistent with either an NSBH or BBH
- GW190514_065416: a BBH with the smallest effective aligned spin of all O3a events
- GW190517_055101: a BBH with the largest effective aligned spin of all O3a events
- [GW190521](#): a BBH with total mass over 150 times the mass of the Sun
- [GW190814](#): a highly asymmetric system of ambiguous nature, corresponding to the merger of a 23 solar mass black hole with a 2.6 solar mass compact object, making the latter either the lightest black hole or heaviest neutron star observed in a compact binary
- GW190924_021846: likely the lowest-mass BBH, with both black holes exceeding 3 solar masses

Additionally, GWTC-2 includes events spanning the so-called “lower mass gap” between 2.5 and 5 solar masses. For many years, astrophysicists theorized the existence of this lower mass gap due to the scarcity of observations within this mass range. However, O3a produced potential “mass-gap” objects, such as the lighter companions of GW190814 and GW190924_021846.

As seen in **Figure 4**, GW190521 contains the largest total mass of O3a, and has nearly twice the mass of GW170729, the heaviest BBH in [GWTC-1](#). In addition, GW190521 most likely includes the heaviest individual black hole detected through gravitational waves to-date with a mass of more than 90 solar masses. Several other events may have total masses above 100 solar masses, including GW190519_153544, GW190602_175927, and GW190706_222641.

GWTC-2 presents objects with more asymmetric masses than any source presented in GWTC-1, such as GW190412 and GW190814 which both originate from the merger of a black hole with a lighter companion. Asymmetric mergers amplify the tone of higher harmonics, as exhibited in the detection of [GW190412](#). This updated catalog includes several other unique feats for gravitational-wave astronomy. O3a includes the most distant event detected to-date as well as nine events localized to less than 1% of the sky's total area.

Spins can further reveal the evolutionary history of compact object binaries. Spins relate to the [angular momentum](#) of a given compact object and vary from non-spinning to maximally spinning. We typically measure spin in a parameter called the “effective aligned spin” which relates to a particular combination of spins of each compact object before they merge. **Figure 5** shows the measured effective aligned spin against the chirp mass for each event. Negative effective aligned spin indicates misaligned spins, hinting that the binary may have formed in a dense environment such as a [globular cluster](#). As highlighted in **Figure 5**, GW190517_055101 likely has the largest effective aligned spin. No confidently negative values are identified in GWTC-2, although GW190514_065416 likely has the smallest effective aligned spin. In addition, spins can reveal evidence of binary [precession](#); GWTC-2 contains events which may support mild evidence for precession, such as GW190412 and GW190521.

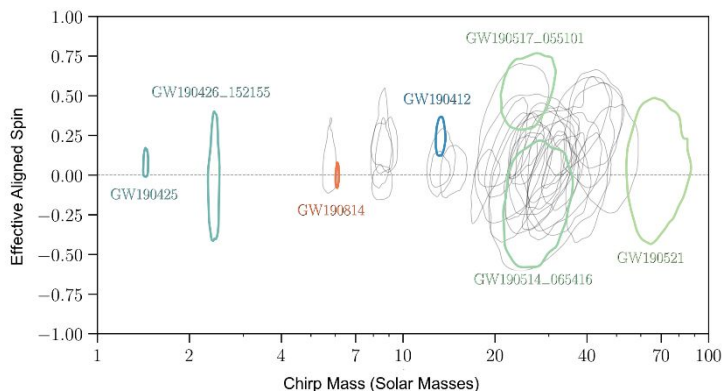


Figure 5: Effective aligned spin and chirp mass estimates for all O3a events. Contours represent 90% credible intervals. (Adapted from Fig. 7 of our [paper](#).)

A BRIGHT FUTURE FOR GRAVITATIONAL-WAVE ASTRONOMY

As surreal as it seems, the detection of gravitational waves has now become commonplace, only five years after the [first detection](#) in September 2015. With now 50 gravitational-wave detections we are better able to explore the population of black holes and neutron stars throughout the universe (see [this summary](#)). Additional gravitational-wave detections also increase our understanding of the General Theory of Relativity (see [this summary](#)).

The future of gravitational-wave astronomy is increasingly promising after the addition of 39 events from the first six months of the O3 observing period. Analysis of the second portion of O3 (called O3b) is currently in progress and will further expand our growing gravitational-wave transient catalog. Following O3, detectors will undergo additional engineering improvements to further increase astrophysical reach in time for the fourth observing run. While we await instrumental improvements and the construction of new detectors, the gravitational-wave community will continue to explore the nature of black holes and neutron stars throughout the universe.

INDIAN CONTRIBUTIONS TO THE GWTC-2 (O3a CATALOG & COMPANION PAPERS)

LIGO-India's working groups from ICTS Bengaluru, IIT-Bombay, IUCAA Pune and CMI Chennai were actively involved in work that contributed to the O3a Catalog and its companion papers viz. Testing General Relativity TGR (<https://pnp.ligo.org/P2000091/>) and Astro Populations (<https://pnp.ligo.org/P2000077/>).

Researchers from ICTS were part of the Parameter Estimation Rota for determining properties of the compact objects which produced the gravitational waves detected by LIGO and Virgo detectors. An important measure of these detected candidates is the probability that they are of astrophysical origin. They also contributed to this measure of the significance of the candidate events. The inspiral-merger-ringdown consistency tests were carried out on events from O3a Catalog to check the consistency of final masses and spins inferred from the inspiral and post-inspiral parts of the gravitational wave signal. Offline analysis was carried out on all data sets to detect coalescing compact binaries and measure the astrophysical parameters of detected sources. The research groups at ICTS, IIT-Bombay and IUCAA were involved with this work. In addition the CMI working group contributed to the TGR paper by testing the binary black hole nature using the Spin-induced quadrupole moment analysis and in reviewing the Lorentz Violation and Modified Dispersion test for the O3a events.

GRAPHICS

High resolution images from this document can be downloaded here <https://photos.app.goo.gl/qOnp1G2gpABa8Cw7>

MEDIA CONTACTS

LSC-LISC Principal Investigator

Sukanta Bose (IUCAA, Pune)

E-mail: sukanta@iucaa.in, Tel. 020 2560 4500

LSC-LISC Co-Principal Investigator

Bala Iyer (ICTS-TIFR) E-mail: bala.iyer@icts.res.in, Tel. 9739373144

LIGO-India spokesperson

Tarun Souradeep (IISER Pune and IUCAA Pune) E-mail: tarun@iiserpune.ac.in, Tel. 9422644463

CMI - Chennai Mathematical Institute, Chennai

K.G. Arun E-mail: kgarun@cmi.ac.in, Tel. 9500066350

ICTS - International Centre for Theoretical Sciences (TIFR), Bengaluru

P. Ajith E-mail: ajith@icts.res.in, Tel. 9164594474

IISER-Kolkata - Indian Institute of Science Education and Research Kolkata

Rajesh Kumble Nayak. E-mail: rajesh@iiserkol.ac.in, Tel. 9903507977

IISER-Pune - Indian Institute of Science Education and Research Pune, Pune

Tarun Souradeep. E-mail: tarun@iiserpune.ac.in, Tel. 9422644463

IIT Bombay - Indian Institute of Technology Bombay, Mumbai

Archana Pai E-mail: archanap@iitb.ac.in, Tel. 9037573123

IIT Gandhinagar - Indian Institute of Technology Gandhinagar

Anand Sengupta E-mail: asengupta@iitgn.ac.in, Tel. 8758146696

IIT Hyderabad - Indian Institute of Technology Hyderabad

Surendra Nadh Somala E-mail: surendra@ce.iith.ac.in, Tel. 9398213383

IIT Madras - Indian Institute of Technology Madras, Chennai

Chandra Kant Mishra E-mail: ckm@iitm.ac.in, Tel. 8748816343

IPR - Institute for Plasma Research, Gandhinagar

Arnab Dasgupta Email: arnabdasp@ipr.res.in; Tel. 8306098020

IUCAA - Inter-University Centre for Astronomy and Astrophysics, Pune

Sanjit Mitra E-mail: sanjit@iucaa.in, Tel. 8275067686

RRCAT - Raja Ramanna Centre for Advanced Technologies, Indore

Dr. Yogesh Verma E-mail: yogesh@rrcat.gov.in, Tel. 0731 2442627

SINP - Saha Institute of Nuclear Physics, Kolkata

Arunava Mukherjee Email: arunava.mukherjee@saha.ac.in, Tel. 8317813612

TIFR - Tata Institute of Fundamental Research, Mumbai

A. Gopakumar E-mail: gopu@tifr.res.in, Tel. 9869039269
C. S. Unnikrishnan E-mail: unni@tifr.res.in, Tel. 9869564290

GLOSSARY

Chirp mass: a mathematical combination of masses for each compact object in a binary. The chirp mass dictates the increase in frequency characteristic of a gravitational chirp for lower-mass binaries.

Compact object: an extremely dense astrophysical object such as a black hole, white dwarf, or neutron star.

Gravitational waveform: representation of a gravitational-wave signal's evolution with time.

Mass ratio: ratio of the lighter compact object's mass to the heavier object's mass.

Median: the value exactly in the middle of a distribution, so that half of the other values lie above and half of them below the median.

Parameter estimation: statistical techniques used to infer the astrophysical parameters corresponding to a gravitational-wave signal.

Solar mass: the mass of the Sun. Solar mass is a common unit for representing masses in astronomy.

Strain: the change in the detector arm length, due to the deformation of space-time by gravitational waves passing through each detector, divided by the total arm length.

FIND OUT MORE:

Visit our websites:

<http://www.ligo.org>, <http://www.ligo-indian.in>,

<http://www.virgo-gw.eu>

Read a free preprint of the full scientific article at:

<https://dcc.ligo.org/P2000061/public>

The data for the 39 events discovered in O3a are

available from the GWOSC web server's event portal at: <https://www.gw-openscience.org/eventapi/html/GWTC-2/>

The GWOSC web site includes useful background documentation, example code, and tutorials to assist with exploring these publicly available datasets

Papers

O3a Catalog (<https://pnp.ligo.org/P2000061/>)

O3a TGR (<https://pnp.ligo.org/P2000091/>)

O3a Astro Populations (<https://pnp.ligo.org/P2000077/>)